

SERIES 72A



80 Shore A



-20°C to +60°C



160 - 200mm



820kg

Black rubber tyre bonded to cast iron centre in scaffolding castors

- Black rubber tyre with cast iron centre
- Medium-heavy duty loads
- Swivel castors have double ball race
- Wheel lock
- Female and male tube lock
- Scaffolding applications
- Safe working load (SWL) 535kg
- For use on standard galvanised steel scaffolding



Available Bore Types



Plain
Bore

Environments of Use

- Weak Acids
- Strong Acids
- Water
- Alcohol
- Weak Bases
- Strong Bases
- Hydrocarbons
- Solvents

Uses

The excellent elasticity guarantees an easy overcoming of obstacles, vibration damping and noise reduction during use. Combined with appropriate brackets, they are also suitable for mechanical handling up to 6km/h. Good rolling resistance means less fatigue for the operator handling the equipment.


Industries




Scaffolding

Floor Suitability


Suitable for all types of industrial floors, even outdoors. Allows easily overcoming of obstacles and does not damage floors




Tile




Cement-Resin




Asphalt




With Chips



With Obstacles



Not Paved



Expanded Metal

For technical help and advice contact

T: 01457 837772 E: sales@aut.co.uk

SERIES 72A CONTINUED



80 Shore A



-20°C to +60°C



160 - 200mm



820kg



Female/Thumb Brake



Male/Thumb Brake



Male/Foot Brake



Female/Foot Brake

RUBBER WHEEL

							FITTING		PLAIN BORE THUMB BRAKE	PLAIN BORE FOOT BRAKE
	160	45	195	100	59x54	47	Female	820	72A0004	72A1004
	160	45	195	145	59x50	47	Male	820	72A0014	72A1014
	200	45	195	100	59x50	47	Female	820	72A5006	72A1006
	200	45	195	145	59x50	47	Male	820	72A5016	72A1016



Female/Thumb Brake



Male/Thumb Brake



Male/Foot Brake



Female/Foot Brake

NYLON WHEEL

							FITTING		PLAIN BORE	PLAIN BORE
	160	45	190	100	59 x 54	47	Female	820	68A3004	68A3104
	160	45	190	145	59 x 50	47	Male	820	68A3014	68A3114
	200	45	240	100	59 x 54	47	Female	820	68A3006	68A3106
	200	45	240	145	59 x 50	47	Male	820	68A3016	68A3116



Female/Thumb Brake



Male/Thumb Brake



Male/Foot Brake



Female/Foot Brake

CAST IRON WHEEL

							FITTING		PLAIN BORE	PLAIN BORE
	160	45	190	100	59 x 54	47	Female	820	69A3004	69A3104
	160	45	190	145	59 x 50	47	Male	820	69A3014	69A3114
	200	45	240	100	59 x 54	47	Female	820	69A3006	69A3106
	200	45	240	145	59 x 50	47	Male	820	69A3016	69A3116