

SERIES 69



N/A



-40°C to +400°C



100 - 200mm



500 - 1400kg

Cast iron wheel

- Cast iron wheel with machined tread
- Standard to heavy duty loads
- Zinc plated pressed by steel castor housings
- Manual handling applications. N.B: applications which involve towing with castors, manufacturer recommends broaching axle
- Tested in accordance with ISO 22878:2004
- Manufactured in accordance with ISO 22883:2004



Available Bore Types



Plain Bore



Ball Bearing



Ball Bearing Facility

Environments of Use

- Weak Acids
- Strong Acids
- Water
- Alcohol
- Weak Bases
- Strong Bases
- Hydrocarbons
- Solvents

Uses

Intended mainly for static uses and for high carrying capacities. The model with plain bore is resistant to temperatures from -40°C to +400°C and is therefore particularly suitable for oven applications. To use a castor at temperatures above 100°C, the wheel needs to be fitted with a specific bracket for high temperature use.

Industries




Food Industry




Cranes & Gantries

Floor Suitability


Suitable only for smooth and compact floors. Not suited for areas with obstacles. They may damage fragile floors.




Tile




Cement-Resin



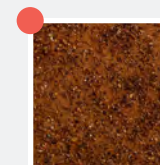
Asphalt




With Chips



With Obstacles



Not Paved



Expanded Metal

For technical help and advice contact

T: 01457 837772 E: sales@aut.co.uk

SERIES 69 CONTINUED



N/A



-40°C to +400°C



100 - 200mm












500 - 1400kg

WHEELS



Plain Bore














 (mm)	 (mm)	 (mm)	 (mm)	 (daN)	 (daN)	 (daN)	 (kg)	 (code)
100	30	15	34	800	260	500	0.62	691102
100	40	20	44	900	300	600	0.92	691202
100	30	15	44	800	260	500	0.70	691112
125	40	15	44	1200	350	700	1.09	691103
125	40	20	44	1200	350	700	1.12	691203
150	45	20	59	1500	500	1200	1.81	691104
200	45	20	59	1900	600	1400	3.34	691106
200	45	25	59	1900	600	1400	3.19	691206



Ball Bearing



Ball Bearing Facility

 (mm)	 (mm)	 (mm)	 (mm)	 (mm)	 (mm)	 (daN)	 (daN)	 (daN)	 (kg)	 (code)	 (kg)	 (code)
100	38	15	40	42	13	900	300	600	1.28	692102	1.14	694102
100	38	20	40	42	13	900	300	600	1.33	692122	1.14	694102
125	40	20	43	47	14	1200	350	600	1.67	692103	1.43	694103
150	50	20	56	47	14	1500	500	1200	2.46	692104	2.18	694104
200	50	20	56	52	15	1900	600	1400	3.64	692106	3.29	694106
200	50	25	56	52	15	1900	600	1400	3.57	692126	-	-

SERIES 69 CONTINUED



N/A



-40°C to +400°C



100 - 200mm



500 - 1400kg



STANDARD DUTY CASTORS - NL

										SWIVEL		FIXED
	100	30	128	100x85	80x60	9	35	200	1.16	694802	0.89	695702
	100	40	128	100x85	80x60	9	35	200	1.5	694812	1.16	695712
	125	40	156	100x85	80x60	9	37	220	1.73	694803	1.38	695703
	150	45	194	140x110	105x80	11	56	300	3.24	694804	2.87	695704
	200	45	240	140x110	105x80	11	56	300	4.10	694806	3.42	695706
	100	40	128	100x85	80x60	9	35	200	1.91	694902	1.57	695802
	125	40	156	100x85	80x60	9	37	220	2.31	694903	1.96	695803
	150	50	194	140x110	105x80	11	56	300	3.89	694904	3.52	695804
	200	50	240	140x110	105x80	11	56	300	6.11	694906	5.47	695806



MEDIUM-HEAVY DUTY CASTORS - P

										SWIVEL		FIXED
	100	40	148	100x85	80x60	9	48	350	1.66	697602	1.26	698602
	125	40	161	100x85	80x60	9	48	350	1.96	697603	1.46	698603
	150	45	200	140x110	105x80	11	70	750	4.16	697504	2.73	698504
	200	45	250	140x110	105x80	11	70	750	5.81	697506	4.35	698506
		100	40	148	100x85	80x60	9	48	350	2.55	696202	1.85
125		40	160	100x85	80x60	9	48	350	2.75	696203	2.05	696303
150		50	200	140x110	105x80	11	70	750	4.81	696204	3.38	696304
200		50	250	140x110	105x80	11	70	750	6.11	696206	4.65	696306



HEAVY DUTY CASTORS - EP

										SWIVEL		FIXED
	100	40	140	100x85	80x60	9	46	300	1.88	697802	1.62	698802
	125	40	164	100x85	80x60	9	48	400	2.35	697803	2.02	698803
	150	50	200	135x110	105x80	11	70	1100	4.43	697804	3.94	698804
	200	50	250	135x110	105x80	11	70	1100	6.03	697806	5.62	698806
		100	40	140	100x85	80x60	9	46	300	2.35	697612	2.13
125		40	164	100x85	80x60	9	48	400	2.75	697613	2.50	697703
150		50	200	135x110	105x80	11	70	1100	5.08	697604	4.59	697704
200		50	250	135x110	105x80	11	70	1100	6.36	697606	5.92	697706

For technical help and advice contact

T: 01457 837772 E: sales@aut.co.uk