

SERIES 72AN



70 Shore A



-20°C to +60°C



200 - 522mm



230 - 1885kg

Black super-elastic rubber tyre with pressed steel centre, wheel only

- Pressed steel zinc plated bolted rims
- Fair resistance to chemicals
- Very good resistance to abrasion
- Max working speed: 6km/h
- Operation: manual - mechanical



Available Bore Types



Ball Bearing

Environments of Use

- Weak Acids
- Strong Acids
- Water
- Alcohol
- Weak Bases
- Strong Bases
- Hydrocarbons
- Solvents

Uses

The excellent elasticity guarantees an easy overcoming of obstacles, vibration damping and noise reduction during use. Combined with appropriate brackets, they are also suitable for mechanical handling up to 6km/h. Good rolling resistance means less fatigue for the operator handling the equipment.

Industries



Airport/
Aerospace




Automotive




Towing/
Mechanical
Handling

Floor Suitability


Suitable for all types of industrial floors, even outdoors. Allows easily overcoming of obstacles and does not damage floors




Tile




Cement-Resin




Asphalt




With Chips



With Obstacles



Not Paved



Expanded Metal

For technical help and advice contact

T: 01457 837772 E: sales@aut.co.uk

SERIES 72AN CONTINUED



70 Shore A



-20°C to +60°C



200 - 522mm










230 - 1885kg

WHEELS














Ball
Bearing

 (mm)	 (mm)	 (mm)	 (mm)	 (daN)	 (kg)	 (code)
200	80	20	50	230	4.50	72AN1006
252	82	20	50	260	5.40	72AN1007
252	82	20	50	260	5.77	72AN1008
305	92	20	50	450	8.80	72AN1009
305	92	20	50	450	8.62	72AN1010
350	105	20	50	600	8.70	72AN1011
376	108	30	92	1040	13.30	72AN1012
406	106	30	92	500	17.82	72AN1013
406	106	30	92	950	16.05	72AN1014
406	106	30	92	950	17.05	72AN1015
457	123	30	92	1415	21.80	72AN1016
457	123	30	92	1415	21.49	72AN1017
522	145	35	92	1885	32.05	72AN1018












EXTRA HEAVY DUTY WELDED CASTORS

									SWIVEL		FIXED		SWIVEL & BRAKE
	252	76	356	200x160	210x160	15.5	260	18.45	72A2027	13.7	72A2127	-	-
	305	99	395	200x160	210x160	15.5	535	21.67	72A2028	16.92	72A2128	21.99	72A1008
	376	108	488	255x205	210x160	17.5	1040	21.84	72A2029	15.19	72A2129	-	-
	406	106	503	255x205	210x160	17.5	950	26.36	72A2030	19.71	72A2130	26.8	72A1009



EXTRA HEAVY DUTY WELDED CASTORS

									SWIVEL
	305	92	358	200x160	160x120	15.5	535	21.99	72A1008
	406	105	473	200x160	160x120	15.5	950	26.80	72A1009