

SERIES 72GH



70 Shore A



-20°C to +70°C



125 - 300mm



300 - 950kg

Elastic rubber tyre bonded to cast iron centre wheel

- Vulcanised 'Sigma Elastic' rubber tyre
- With or without ball bearings
- Standard to heavy duty loads
- Wheels available in standard duty brackets (NL), medium duty brackets (M), medium heavy duty brackets (P), electro welded medium heavy duty brackets (EE MHD), twin wheel electro welded medium heavy duty brackets (EEG MHD) and twin wheel electro welded heavy duty brackets (EEG HD)
- Tested in accordance with ISO 22878:2004
- Manufactured in accordance with ISO 22883:2004



Available Bore Types



Ball Bearing



Ball Bearing Facility

Environments of Use

- Weak Acids
- Strong Acids
- Water
- Alcohol
- Weak Bases
- Strong Bases
- Hydrocarbons
- Solvents

Uses

The excellent elasticity guarantees an easy overcoming of obstacles, vibration damping and noise reduction during use. Combined with appropriate brackets, they are also suitable for mechanical handling up to 6km/h. Also suitable for mixed indoor-outdoor uses.

Industries



Airport/
Aerospace




Automotive




Towing/
Mechanical
Handling

Floor Suitability


Suitable for all types of industrial floors, even outdoors. Allows easily overcoming of obstacles and does not damage floors




Tile



Cement-Resin




Asphalt




With Chips



With Obstacles



Not Paved



Expanded Metal

For technical help and advice contact

T: 01457 837772 E: sales@aut.co.uk

SERIES 72GH CONTINUED



70 Shore A



-20° C to +70° C



125 - 300mm



300 - 950kg













WHEELS



Ball Bearing
















Ball Bearing Facility

												
(mm)	(mm)	(mm)	(mm)	(mm)	(mm)	(daN)	(daN)	(daN)	(kg)	(code)	(kg)	(code)
125	50	20	55	47	14	450	250	300	1.88	722103	1.64	724103
150	50	20	55	47	14	600	275	400	2.30	722104	2.06	724104
150	50	25	55	47	14	600	275	400	2.30	722124	-	-
200	50	25	55	52	17	1000	335	500	3.15	722106	2.87	724106
200	75	25	85	52	17	1200	400	700	5.35	722126	5.07	724126
250	75	25	88	52	17.5	1500	450	800	7.17	722108	6.67	724108
300	85	30	90	62	16	1800	500	950	8.51	722109	8.05	724109
300	85	35	90	62	16	1800	500	950	8.49	722129	-	-
















STANDARD DUTY CASTORS - NL

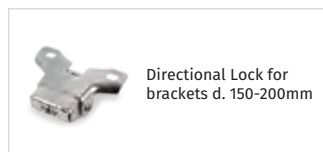
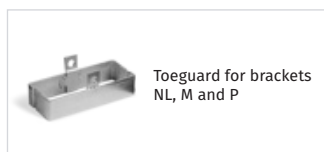
											SWIVEL		FIXED		SWIVEL & BRAKE
	125	50	165	140x110	105x80	11	57	156	300	3.00	724313	2.63	725213	3.22	727113
	150	50	194	140x110	105x80	11	56	156	300	3.67	724304	3.30	725204	3.96	727124
	200	50	240	140x110	105x80	11	56	156	300	4.56	724336	4.34	725236	4.56	727126



MEDIUM DUTY CASTORS - M

											SWIVEL		FIXED		SWIVEL & BRAKE
	150	50	194	140x110	105x80	11	58	178	400	4.02	724504	3.30	725204	4.49	727724
	200	50	240	140x110	105x80	11	50	178	500	4.95	724536	4.34	725236	5.11	727726

OPTIONS AVAILABLE TO ORDER



SERIES 72GH CONTINUED



70 Shore A



-20°C to +70°C



125 - 300mm



300 - 950kg



HEAVY DUTY CASTORS - P

											SWIVEL		FIXED		SWIVEL & BRAKE
	125	50	170	140x110	105x80	11	70	-	300	3.8	727513	3.24	728513	-	-
	150	50	200	140x110	105x80	11	70	126	400	4.65	727504	3.22	728504	5.22	727224
	200	50	250	140x110	105x80	11	70	126	500	5.62	727506	4.16	728506	6.19	727226



HEAVY DUTY CASTORS - EP

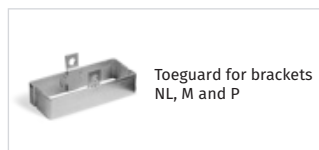
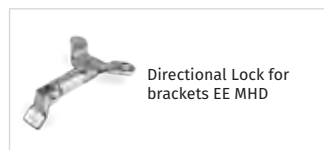
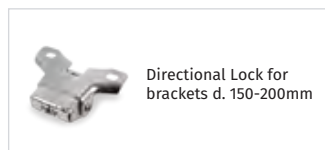
											SWIVEL		FIXED		SWIVEL & BRAKE
	150	50	200	135x110	105x80	11	70	126	400	4.92	727814	4.43	728814	5.49	727324
	200	50	250	135x110	105x80	11	70	126	500	5.87	727816	5.43	728816	6.44	727326
	200	75	275	175x140	140x105	14	66	-	700	10.9	727806	9.06	728806	-	-
	250	75	300	175x140	140x105	14	66	-	800	12.71	727808	10.88	728808	-	-



ELECTRO WELDED CASTORS - EE MHD

											SWIVEL		FIXED		SWIVEL & BRAKE
	125	50	182	135x110	105x80	11	51	157	300	4.78	729303	3.80	729403	5.66	729603
	150	50	210	135x110	105x80	11	60	157	400	5.3	729304	4.13	729404	6.18	729604
	200	50	252	135x110	105x80	11	70	157	500	6.27	729306	5.29	729406	7.15	729606

OPTIONS AVAILABLE TO ORDER



For technical help and advice contact

T: 01457 837772 E: sales@aut.co.uk

SERIES 72GH CONTINUED



70 Shore A



-20° C to +70° C
















125 - 300mm



300 - 950kg














ELECTRO WELDED SPRUNG-LOADED CASTORS EES MHD



											SWIVEL		FIXED		SWIVEL & BRAKE
	150	50	243	135x110	105x80	11	100	240	400	8.12	725704	6.87	725804	9.18	726004
	200	50	268	135x110	105x80	11	100	265	500	8.97	725706	7.72	725806	10.08	726006













ELECTRO WELDED CASTORS - EE HD



											SWIVEL		FIXED		SWIVEL & BRAKE
	200	75	275	175x140	140x105	14	65	166	700	11.81	729316	10.27	729416	12.69	729616
	250	75	320	175x140	140x105	14	74	166	800	13.86	729307	12.27	729407	14.74	729607
	300	85	360	175x140	140x105	14	81	166	950	15.32	729308	13.70	729408	16.20	729608

ELECTRO WELDED CASTORS - EEG HD



											SWIVEL		FIXED
	150	50+50	228	175x140	140x105	14	50	800	12.75	728074	8.30	728174	
	200	50+50	280	175x140	140x105	14	65	1000	14.90	728066	10.35	728166	
	200	50+50	285	200x160	160x120	17	62	1000	16.55	728076	11.75	728176	

OPTIONS AVAILABLE TO ORDER

