

SERIES 73



70 Shore A



-20°C to +70°C



100 - 200mm



150 - 450kg

Elastic rubber tyre bonded to nylon wheel centre

- Blue non-marking vulcanised "Sigma Elastic" type to a grey finished injection moulded polyamide 6 centre
- Standard to medium heavy duty loads
- Zinc plated pressed steel castor housings (unless described by stainless)
- Tested in accordance with ISO 22878:2004
- Manufactured in accordance with ISO 22883:2004



Available Bore Types



Plain Bore



Roller Bearing



SS Roller Bearing



SS Ball Bearing



Ball Bearing



Ball Bearing Facility

Environments of Use

- Weak Acids
- Strong Acids
- Water
- Alcohol
- Weak Bases
- Strong Bases
- Hydrocarbons
- Solvents

Uses

Wheels with excellent elasticity features, they are particularly suitable for use on uneven surfaces, in presence of obstacles or for mixed indoor/outdoor uses with medium-duty loads. The good elasticity and rolling resistance guarantee minimum effort, particularly on uneven surfaces.


Industries




Pallet Trucks

Floor Suitability


They are suitable for use on all types of floors, even in presence of obstacles. They do not mark or damage fragile floors.




Tile




Cement-Resin




Asphalt




With Chips



With Obstacles



Not Paved



Expanded Metal

For technical help and advice contact

T: 01457 837772 E: sales@aut.co.uk

SERIES 73 CONTINUED



70 Shore A



-20°C to +70°C



100 - 200mm












150 - 450kg

WHEELS



Plain Bore












 (mm)	 (mm)	 (mm)	 (mm)	 (daN)	 (daN)	 (daN)	 (kg)	 (code)
100	40	12	44	200	100	150	0.31	731102
125	40	15	44	270	230	230	0.38	731103
160	50	20	59	350	175	300	0.83	731104
180	50	20	59	400	220	350	0.90	731105
200	50	20	59	510	260	450	1.04	731106



Roller Bearing



SS Roller Bearing

 (mm)	 (mm)	 (mm)	 (mm)	 (daN)	 (daN)	 (daN)	 (kg)	 (code)	 (kg)	 (code)
100	40	12	44	200	100	150	0.36	733102	0.36	733202
125	40	20	44	270	150	230	0.58	733103	0.58	733203
160	50	20	59	350	200	300	1.04	733104	1.04	733204
180	50	20	59	400	280	350	1.10	733105	1.04	733205
200	50	20	59	510	350	450	1.25	733106	1.25	733206


















Ball Bearing



SS Ball Bearing



Ball Bearing Facility

 (mm)	 (mm)	 (mm)	 (mm)	 (mm)	 (mm)	 (daN)	 (daN)	 (daN)	 (kg)	 (code)	 (kg)	 (code)	 (kg)	 (code)
100	40	12	40	32	11.5	200	120	150	0.36	732102	0.36	732202	0.29	734102
125	40	20	44	47	17	270	200	230	0.58	732103	0.58	732203	0.38	734103
160	50	20	58	47	17	350	250	300	0.99	732104	-	-	0.79	734104
160	50	25	58	47	17	350	250	300	0.94	732114	0.94	732204	-	-
180	50	20	58	47	17	400	320	350	1.05	732105	-	-	0.85	734105
180	50	25	58	47	17	350	320	350	1.00	732115	-	-	0.92	734106
200	50	20	58	47	17	510	350	450	1.12	732106	1.12	732206	-	-
200	50	25	58	47	17	510	350	450	1.07	732116	-	-	-	-

SERIES 73 CONTINUED



70 Shore A



-20°C to +70°C



100 - 200mm



150 - 450kg



STANDARD DUTY CASTORS - NL

												SWIVEL		FIXED		SWIVEL & BRAKE		BOLT HOLE		BOLT HOLE & BRAKE		
	100	40	128	-	100x85	80x60	9	73	12	35	120	150	0.85	735002	0.65	735102	0.97	735202	0.75	737702	0.93	738202
	125	40	156	-	100x85	80x60	9	73	12	37	120	220	1.08	735003	0.81	735103	1.19	735203	0.9	737703	1.11	738203
	160	50	198	193*	140x110	105x80	11	102	20	56	156	300	2.11	735004	1.74	735104	2.36	735204	1.43	737704	1.56	738204
	180	50	219	214*	140x110	105x80	11	102	20	56	156	300	2.22	735005	1.81	735105	2.46	735205	2.21	737705	2.49	738205
	200	50	240	236*	140x110	105x80	11	102	20	56	156	300	2.44	735006	1.98	735106	2.69	735206	2.35	737706	2.63	738206
	100	40	128	-	100x85	80x60	9	73	12	35	120	150	0.91	735302	0.70	735402	1.02	735502	0.81	737802	0.98	738302
	125	40	156	-	100x85	80x60	9	73	12	37	120	220	1.23	735303	0.96	735403	1.36	735503	1.05	737803	1.26	738303
	160	50	198	193*	140x110	105x80	11	102	20	56	156	300	2.32	735304	1.89	735404	2.56	735504	1.64	737804	1.77	738304
	180	50	219	214*	140x110	105x80	11	102	20	56	156	300	2.42	735305	1.96	735405	2.66	735505	2.41	737805	2.69	738305
	200	50	240	236*	140x110	105x80	11	102	20	56	156	300	2.65	735306	2.06	735406	2.89	735506	2.56	737806	2.84	738306
	100	40	128	-	100x85	80x60	9	73	12	35	120	150	0.91	735602	0.70	735702	0.97	735802	0.81	735902	0.98	738402
	125	40	156	-	100x85	80x60	9	73	12	37	120	220	1.23	735603	0.96	735703	1.19	735803	1.05	735903	1.26	738403
	160	50	198	193*	140x110	105x80	11	102	20	56	156	300	2.32	735604	1.94	735704	2.51	735804	1.64	735904	1.77	738404
	180	50	219	214*	140x110	105x80	11	102	20	56	156	300	2.42	735605	2.01	735705	2.61	735805	2.41	735905	2.69	738405
	200	50	240	236*	140x110	105x80	11	102	20	56	156	300	2.65	735606	2.19	735706	2.77	735806	2.56	735906	2.84	738406

*Bolt Hole

STANDARD DUTY CASTORS WITH SOLID STEM - NL



											BOLT HOLE		BOLT HOLE & BRAKE	
	100	40	128	22	47	73	35	120	150	1.75	738702	1.93	738802	
	125	40	156	22	47	73	37	120	220	1.9	738703	2.11	738803	
	160	50	193	26	56	102	56	156	300	2.43	738704	2.56	738804	
	180	50	214	26	56	102	56	156	300	3.21	738705	3.49	738805	
	200	50	236	26	56	102	56	156	300	3.35	738706	3.63	738806	

OPTIONS AVAILABLE TO ORDER



For technical help and advice contact

T: 01457 837772 E: sales@aut.co.uk

SERIES 73 CONTINUED



70 Shore A



-20°C to +70°C



100 - 200mm



150 - 450kg



STAINLESS STEEL STANDARD DUTY CASTORS - NLX

Series	Wheel	Stem	Swivel	Rectangular	Square	Hexagonal	T-shaped	Diameter	Load Capacity	Speed	SWIVEL		FIXED		SWIVEL & BRAKE	
											Part No.	Weight (kg)	Part No.	Weight (kg)	Part No.	Weight (kg)
NLX	100	40	128	100x85	80x60	9	35	120	150	0.85	739402	0.65	739502	0.97	739602	
	125	40	156	100x85	80x60	9	37	120	220	1.08	739403	0.81	739503	1.19	739603	
	160	50	198	140x110	105x80	11	56	156	300	2.11	739404	1.74	739504	2.36	739604	
	200	50	240	140x110	105x80	11	56	156	300	2.44	739406	1.98	739506	2.69	739606	
NLX	100	40	128	100x85	80x60	9	35	120	150	0.91	739702	0.70	739802	1.02	739902	
	125	40	156	100x85	80x60	9	37	120	220	1.23	739703	0.96	739803	1.34	739903	
	160	50	198	140x110	105x80	11	56	156	300	2.32	739704	1.89	739804	2.51	739904	
	200	50	240	140x110	105x80	11	56	156	300	2.65	739706	2.06	739806	2.77	739906	



MEDIUM DUTY CASTORS - M

Series	Wheel	Stem	Swivel	Rectangular	Square	Hexagonal	T-shaped	Diameter	Load Capacity	Speed	SWIVEL		FIXED		SWIVEL & BRAKE	
											Part No.	Weight (kg)	Part No.	Weight (kg)	Part No.	Weight (kg)
M	160	50	198	140x110	105x80	11	58	178	300	2.46	736904	1.74	735104	2.89	737604	
	200	50	240	140x110	105x80	11	50	178	450	2.83	736906	1.98	735106	3.24	737606	
M	160	50	198	140x110	105x80	11	58	178	300	2.67	738904	1.94	735404	3.09	739004	
	200	50	240	140x110	105x80	11	50	178	450	3.04	738906	2.19	735406	3.44	739006	
M	160	50	198	140x110	105x80	11	58	178	300	2.62	739104	1.89	735704	3.04	739204	
	200	50	240	140x110	105x80	11	50	178	450	2.91	739106	2.06	735706	3.32	739206	

SERIES 73 CONTINUED



70 Shore A



-20°C to +70°C



100 - 200mm



150 - 450kg



MEDIUM-HEAVY DUTY CASTORS - P

	100	40	138	100x85	80x60	9	46	123	150	1.18	736002	0.69	736102	1.33	736202	-	-
	125	40	161	100x85	80x60	9	44	123	230	1.34	736003	0.82	736103	1.48	736203	-	-
	160	50	205	140x110	105x80	11	70	123	300	3.18	736004	1.79	736104	-	-	3.75	736204
	180	50	225	140x110	105x80	11	70	126	350	3.29	736005	1.89	736105	-	-	3.86	736205
	200	50	250	140x110	105x80	11	70	126	450	3.54	736006	2.05	736106	-	-	4.11	736206
	100	40	138	100x85	80x60	9	46	123	150	1.23	736302	0.73	736402	1.37	736502	-	-
	125	40	161	100x85	80x60	9	44	123	230	1.49	736303	0.97	736403	1.63	736503	-	-
	160	50	205	140x110	105x80	11	70	126	300	3.39	736304	1.99	736404	-	-	3.91	736504
	180	50	225	140x110	105x80	11	70	126	350	3.49	736305	2.09	736405	-	-	4.06	736505
	200	50	250	140x110	105x80	11	70	126	450	3.74	736306	2.26	736406	-	-	4.31	736506
	100	40	138	100x85	80x60	9	46	123	150	1.23	736602	0.73	736702	1.37	736802	-	-
	125	40	161	100x85	80x60	9	44	123	230	1.49	736603	0.97	736703	1.63	736803	-	-
	160	50	205	140x110	105x80	11	70	126	300	3.34	736604	1.99	736704	-	-	3.91	736804
	180	50	225	140x110	105x80	11	70	126	350	3.44	736605	2.04	736705	-	-	4.01	736805
	200	50	250	140x110	105x80	11	70	126	450	3.62	736606	2.13	736706	-	-	4.19	736806



STAINLESS STEEL HEAVY DUTY CASTORS - PX

	160	50	205	140x110	105x80	11	70	126	300	3.19	737004	1.74	737104	3.76	737204
	180	50	225	140x110	105x80	11	70	126	350	3.36	737005	1.81	737105	3.93	737205
	200	50	250	140x110	105x80	11	70	126	450	3.56	737006	1.98	737106	4.15	737206
	160	50	205	140x110	105x80	11	70	126	300	3.4	737304	1.94	737404	3.97	737504
	180	50	225	140x110	105x80	11	70	126	350	3.56	737305	2.01	737405	4.13	737505
	200	50	250	140x110	105x80	11	70	126	450	3.78	737306	2.19	737406	4.35	737506

OPTIONS AVAILABLE TO ORDER



For technical help and advice contact

T: 01457 837772 E: sales@aut.co.uk