



95 Shore A



-20°C to +60°C



50 - 125mm



30 - 70kg

Grey TPR conductive tyred apparatus wheels and castors

- Polypropylene light grey wheel centre with thermoplastic conductive rubber dark grey tread
- Pressed steel castor body
- Plain bearing with or without threadguards. Single ball bearing has plastic threadguards
- Ideal for use in manual handling, medical centres and the hotel industry
- Electrical (E) conductive resistance $10^3 < R < 10^5$
- Anti-static (A) conductive resistance $10^6 < R < 10^9$



Available Bore Types



Plain Bore



Ball Bearing

Environments of Use

- Weak Acids
- Strong Acids
- Water
- Alcohol
- Weak Bases
- Strong Bases
- Hydrocarbons
- Solvents

Uses

Suitable for use on different types of trolleys within the furniture and institutional sector. They can also be used on fragile floors and in presence of small obstacles. Example of recommended applications: shop display units and windows, low carrying capacity tool trolleys, supermarket trolleys.

Industries



Clean Room Laboratories




Food Industry




Medical

Floor Suitability


Suitable on tiles and resin-cement; not recommended on abrasive, unpaved floors or in presence of processing residues. They do not damage floors and are also suitable in the presence of small obstacles.




Tile




Cement-Resin



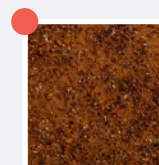
Asphalt




With Chips



With Obstacles



Not Paved



Expanded Metal

For technical help and advice contact

T: 01457 837772 E: sales@aut.co.uk

SERIES ATA/E CONTINUED



95 Shore A



-20°C to +60°C










50 - 125mm










30 - 70kg

WHEELS




























 (mm)	 (mm)	 (mm)	 (mm)	 (daN)	 (code)	 (code)
50	6	22	19	30	ATA050P1021A	ATA050B1021A
50	6	22	19	30	ATA050P1021E	ATA050B1021E
75	6	28	25	50	ATA075P1021A	ATA075B1021A
75	6	28	25	50	ATA075P1021E	ATA075B1021E



 (mm)	 (mm)	 (mm)	 (mm)	 (daN)	 (code)	 (code)
100	8	36	32	70	ATA0100P1021A	ATA0100B1021A
100	8	36	32	70	ATA0100P1021E	ATA0100B1021E
125	8	36	32	70	ATA0125P1021A	ATA0125B1021A
125	8	36	32	70	ATA0125P1021E	ATA0125B1021E

TOP PLATE CASTORS



									 (kg)	SWIVEL	FIXED	SWIVEL & BRAKE
		50	19	70	60x60	48/39x48/39	6.3	25	80	30	ATA050P2Z21A	ATA050P3Z21A
	50	19	70	60x60	48/39x48/39	6.3	25	80	30	ATA050P2Z21E	ATA050P3Z21E	ATA050P4Z21E
	75	25	100	60x60	48/39x48/39	6.3	25	-	50	ATA075P2Z21A	ATA075P3Z21A	ATA075P4Z21A
	75	25	100	60x60	48/39x48/39	6.3	25	-	50	ATA075P2Z21E	ATA075P3Z21E	ATA075P4Z21E
									 (kg)	SWIVEL	FIXED	SWIVEL & BRAKE
	50	19	70	60x60	48/39x48/39	6.3	25	80	30	ATA050B2Z21A	ATA050B3Z21A	ATA050B4Z21A
	50	19	70	60x60	48/39x48/39	6.3	25	80	30	ATA050B2Z21E	ATA050B3Z21E	ATA050B4Z21E
	75	25	100	60x60	48/39x48/39	6.3	25	80	50	ATA075B2Z21A	ATA075B3Z21A	ATA075B4Z21A
	75	25	100	60x60	48/39x48/39	6.3	25	80	50	ATA075B2Z21E	ATA075B3Z21E	ATA075B4Z21E

SERIES ATA/E CONTINUED



95 Shore A



-20°C to +60°C



50 - 125mm



30 - 70kg

BOLT HOLE CASTORS



								BOLT HOLE	BOLT HOLE & BRAKE
	50	19	70	25	11	80	30	ATA050P5Z21A	ATA050P6Z21A
	50	19	70	25	11	80	30	ATA050P5Z21E	ATA050P6Z21E
	75	25	70	25	11	80	50	ATA075P5Z21A	ATA075P6Z21A
	75	25	100	25	11	80	50	ATA075P5Z21E	ATA075P6Z21E
	50	19	70	25	11	80	30	ATA050B5Z21A	ATA050B6Z21A
	50	19	70	25	11	80	30	ATA050B5Z21E	ATA050B6Z21E
	75	25	100	25	11	80	50	ATA075B5Z21A	ATA075B6Z21A
	75	25	100	25	11	80	50	ATA075B5Z21E	ATA075B6Z21E

TOP PLATE CASTORS



								SWIVEL	FIXED	SWIVEL & BRAKE		
	100	32	135	77x67	61.5/56x51.5/46.5	8.5	37	132	70	ATA0100P2Z21A	ATA0100P3Z21A	ATA0100P4Z21A
	100	32	135	77X67	61.5/56x51.5/46.5	8.5	37	132	70	ATA0100P2Z21E	ATA0100P3Z21E	ATA0100P4Z21E
	125	32	160	77X67	61.5/56x51.5/46.5	8.5	40	132	70	ATA0125P2Z21A	ATA0125P3Z21A	ATA0125P4Z21A
	125	32	160	77x67	61.5/56x51.5/46.5	8.5	40	132	70	ATA0125P2Z21E	ATA0125P3Z21E	ATA0125P4Z21E
	100	32	135	77x67	61.5/56x51.5/46.5	8.5	37	132	70	ATA0100B2Z21A	ATA0100B3Z21A	ATA0100B4Z21A
	100	32	135	77X67	61.5/56x51.5/46.5	8.5	37	132	70	ATA0100B2Z21E	ATA0100B3Z21E	ATA0100B4Z21E
	125	32	160	77X67	61.5/56x51.5/46.5	8.5	40	132	70	ATA0125B2Z21A	ATA0125B3Z21A	ATA0125B4Z21A
	125	32	160	77x67	61.5/56x51.5/46.5	8.5	40	132	70	ATA0125B2Z21E	ATA0125B3Z21E	ATA0125B4Z21E

BOLT HOLE CASTORS



							BOLT HOLE	BOLT HOLE & BRAKE	
	100	32	135	37	11	132	70	ATA0100P5Z21A	ATA0100P6Z21A
	100	32	135	37	11	132	70	ATA0100P5Z21E	ATA0100P6Z21E
	125	32	160	40	11	132	70	ATA0125P5Z21A	ATA0125P6Z21A
	125	32	160	40	11	132	70	ATA0125P5Z21E	ATA0125P6Z21E
	100	32	135	37	11	132	70	ATA0100B5Z21A	ATA0100B6Z21A
	100	32	135	37	11	132	70	ATA0100B5Z21E	ATA0100B6Z21E
	125	32	160	40	11	132	70	ATA0125B5Z21A	ATA0125B6Z21A
	125	32	160	40	11	132	70	ATA0125B5Z21E	ATA0125B6Z21E

For technical help and advice contact

T: 01457 837772 E: sales@aut.co.uk