

SERIES KS



65 Shore A



-20°C to +60°C



100 - 250mm



135 - 300kg

Soft grey thermoplastic wheels and castors

- Soft thermoplastic rubber tyre, bonded to polypropylene centre
- Excellent rolling resistance and quiet running, thanks to precision ball bearing centre
- Suitable for humid environments with medium harsh chemicals
- Organic solvents, chlorinated substances, hydrocarbons and mineral oils should be avoided



Available Bore Types



Ball Bearing

Environments of Use

- Weak Acids
- Strong Acids
- Water
- Alcohol
- Weak Bases
- Strong Bases
- Hydrocarbons
- Solvents

Uses

Indicated for trolleys with light-duty loads, mainly for indoor use; the grey non-marking rubber tyre makes it suitable for use on fragile floors and also in domestic/institutional environments. Excellent rolling resistance guarantees minimum effort in manual handling.

Industries




Clean Room Laboratories




Food Industry

Floor Suitability


It does not stain or damage fragile floors. Suitable for tiles and cement-resin. Not recommended on abrasive, unpaved floors or in presence of processing residues.




Tile



Cement-Resin




Asphalt




With Chips



With Obstacles



Not Paved



Expanded Metal

SERIES KS CONTINUED



65 Shore A



-20°C to +60°C



100 - 250mm









135 - 300kg

WHEELS













Ball Bearing

					
(mm)	(mm)	(mm)	(mm)	(daN)	(code)
100	8	40	36	135	KS100B1021
125	10	50	36	165	KS125B1021
160	12	59	40	200	KS160B1021
200	12	59	40	250	KS200B1021
250	12	59	40	300	KS250B1021









TOP PLATE CASTORS



										SWIVEL	FIXED	SWIVEL & BRAKE
	(mm)	(mm)	(mm)	(mm)	(mm)	(mm)	(mm)	(mm)	(kg)			
100	36	125	105x80	80x60	9	40	127	135	135	KS100B2Z21	KS100B3Z21	KS100B4Z21
125	36	155	105x80	80x60	9	40	127	165	165	KS125B2Z21	KS125B3Z21	KS125B4Z21
160	40	195	135x110	105x80	11	55	165	200	200	KS160B2Z21	KS160B3Z21	KS160B4Z21
200	40	235	135x110	105x80	11	55	165	250	250	KS200B2Z21	KS200B3Z21	KS200B4Z21
250	40	295	135x110	105x80	11	65	180	300	300	KS250B2Z21	KS250B3Z21	KS250B4Z21

BOLT HOLE CASTORS



								BOLT HOLE	BOLT HOLE & BRAKE
	(mm)	(mm)	(mm)	(mm)	(mm)	(mm)	(kg)		
100	36	124	40	13	127	135	135	KS100B5Z21	KS100B6Z21
125	36	154	40	13	127	165	165	KS125B5Z21	KS125B6Z21
160	40	189	55	13	165	200	200	KS160B5Z21	KS160B6Z21
200	40	228	55	13	165	250	250	KS200B5Z21	KS200B6Z21

For technical help and advice contact

T: 01457 837772 E: sales@aut.co.uk